

Long Marston

Class 1 Phonics Workshop

Monday 7th September 2024

Laura Whateley

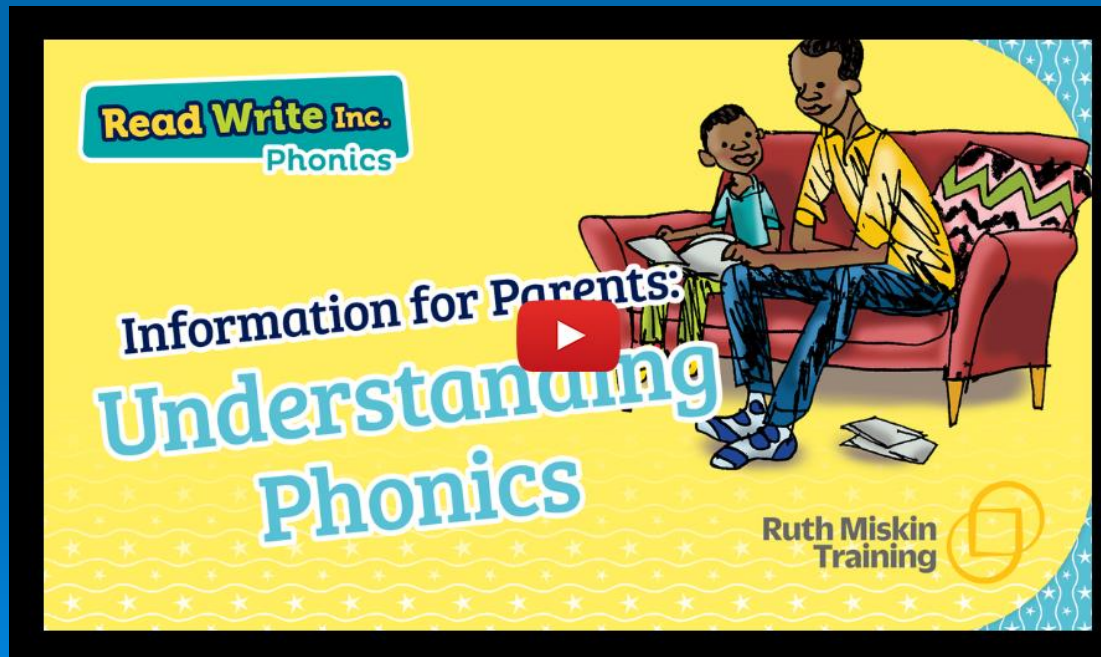
Tanya Garner Veal

Aims

- To learn about how you can support your child with phonics and reading
- To understand our reading learning environment

Read Write Inc.?

Parent video: What is Read Write Inc.
Phonics - Bing video



What is Phonics?

- Phonics - the sounds that our alphabet represent.
- We have 26 letters, 44 sounds and 150+ ways of writing those sounds!!
- It is the most difficult language to crack!
- We need to make sure our children learn these sounds quickly and that they are embedded.
The best way to do that is have fun learning, but also repeat, practise and repeat again and again and again!

How Do We Teach The Sounds?

Speed Sounds

The sounds are split up into 3 sets.

There are **BOUNCY** sounds...

...and **STRETCHY** sounds!



Set 1 Sounds

Set 1



Simple Speed Sounds

Consonant sounds - stretchy

f	l	m	n	r	s	v	z	sh	th	ng
										nk

Consonant sounds - bouncy

b	c	d	g	h	j	p	qu	t	w	x	y	ch
	k											

Vowel sounds - bouncy

a	e	i	o	u	ay	ee	igh	ow
---	---	---	---	---	----	----	-----	----

Vowel sounds - stretchy

oo	oo	ar	or	air	ir	ou	oy
----	----	----	----	-----	----	----	----

© 2015 Scholastic Teaching Resources


Pure Sounds


- It is vital that we teach our children to pronounce the sounds correctly.
- We call these *Pure Sounds*.





My
turn!





Your
turn 😊

Blending Sounds

- Once the children have learnt some sounds they can start to blend them to begin to read words.



Word time


- We use the letter cards and magnetic letters.



Rhymes to Write!

- To help the children write the sounds we use a rhyme to help.
- These link to the letter pictures.
- When the children write, they sit at desks. They are taught the correct sitting position and pencil grip.

Today's sound is....



g

Writing Words

- Once the children are secure writing some letters, as with reading, we begin to blend the letters to write some words.



Recap....

- RWI teaches:
- Speedy Sounds
- Blending
- Handwriting



Home Reading

- Google Classroom
- 2 books – one phonics, one book for pleasure from the library
- Please aim for 5 x a week
- Model reading where you can (enjoy a book, share a recipe, talk about books you've enjoyed)
- Share stories and visit the library

Recap

- RWI teaches children BASIC skills to ensure they become confident readers and writers.
- Stage not age – their reading book is matched to their ability.
- Assessment is continuous. If a child falls behind then support is given.
- **Home practise is vital – we need to work together.**
- **Any questions?**

Websites

- The Ruth Miskin Portal has lots of information to help parents.

<https://www.ruthmiskin.com/en/find-out-more/parents/>



Load more ↻